

PRODUCT CATALOG

- CUSTOM MACHINES -

OROTIG 



Tailored solutions for advanced production processes

The new custom line

To keep up with the ever-evolving market, we have introduced a new line focused on **designing and creating customized industrial solutions** that address all production needs and streamline even the most complex workflows. Our custom solutions are recognized for their excellence in laser marking systems, an area where we have deep expertise, and a **strong emphasis on advanced automation**. We can develop tailored projects of any kind to meet specific customer requirements and optimize production processes. **All technologies are developed in-house**, from detailed customer needs analysis to design and implementation. This approach gives us full control over every step of the process, ensuring the highest levels of quality, reliability, and flexibility for our clients.

Why partner with us



Customization

We create tailor-made solutions, developed to perfectly meet the specific needs of our clients and the industries we serve.



Automation

We design automated systems that optimize operational efficiency and simplify the management of production flows, reducing complexity and processing time.



Technological Innovation

We develop cutting-edge systems that enhance operational efficiency and streamline production workflows, minimizing complexity and production times.

Solutions

Configurable Benchtop Marking Machines

3-Axis Marking Machines

Simultaneous Load/Unload Marking Machines

Custom Machines

Configurable Benchtop Marking Machines

Compact and versatile, these machines are ideal for environments with limited space. The various configurations available allow them to be tailored to different marking requirements.

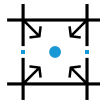
SAFETY BOX MPH

This series of marking machines is designed for components made of metal, plastic, and rubber, suitable for both single and multiple operations on preset fixtures. They are perfect for marking a wide range of items, including eyeglass temples, handles, faucets, tags, rings, and many other industrial applications. With user-friendly keypad controls, these machines are engineered for precision and reliability.



Versatile

Adjustable work surface, allowing the operator to position the piece to be marked across the entire marking area.



Compact and Durable

Reliable technology designed for minimal maintenance and reduced downtime.



Maximum Safety

Enhanced safety for both operators and users, featuring an inspection window that complies with CE standards, allowing marking with the door closed and without the need for protective eyewear.

Configurations

Manual Door

Door opened and closed manually by the operator.

Automatic Door

Door opened and closed by the operator using the keypad.

Manual Z-axis

Focus control adjusted by the operator via the keypad.

Automatic Z-axis

Focus control managed by the laser control software, ensuring greater precision.

Rotary Chuck Setup

Allows for circular markings on rings, pistons, and tubes.

XL Size

With a marking area of 88 cm, the XL version is ideal for marking large parts.

Technical data


Power sources available	30 W, 30 W MOPA, 50 W, 70 W, 100 W
Focal lenses available	100 mm, 160 mm, 210 mm
Marking area	60 × 60 mm, 110 × 110 mm, 145 × 145 mm (depending on lens)
Type of Z axis	With stepper motor
Stroke of Z axis	Min 60 mm – max 610 mm
Max dimensions of workpiece	700 mm x 400 mm
Max weight of workpiece	200 kg
Safety clas	Class 1 (closed), Class 3R (open)
Cooling system	Forced air
Wave length	1064 nm
Power supply	230 V ±10% 50-60 Hz
Dimensions	W 580 mm – D 963 mm – H 938 mm (1538 mm with door open)
Weight	220 kg
XL – Dimensions	W 880 mm, D 963 mm, H 938 mm (2388 mm with door open)
XL – Weight	250 kg
XL – Max dimensions of workpiece	700 mm x 700 mm

Accessories



Base Support

Fixed stand with wheels for housing the PC, laser rack, and chiller, articulated monitor arm, keyboard, and mouse (TMV).



Spindles

DIV 20

Precision self-centering chuck with a diameter of 80 mm.

DIV 32

Precision self-centering chuck with a diameter of 125 mm.

Custom

Custom chuck can be requested with hundredth resolution.

Vacuum Systems



TBH BF 100 R e filtri M5, HEPA 13, activated carbon (airflow 30/230 m³/h, diameter 50 mm)

Modular vacuum system, ideal for machinery dedicated to **marking and cutting operations with standard work cycles**. It is equipped with an M5 class prefilter for fine dust, a class 13 HEPA particulate filter, and an activated carbon filter. The integrated wheels ensure easy mobility, while the built-in display provides essential monitoring information. Upon request, a cyclone model is available, ideal for the effective recovery of precious dust.



TBH LN 230 e filtri M5, HEPA 13, activated carbon (airflow 50/250 m³/h, diameter 50 mm)

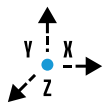
Modular vacuum system, ideal for **extended marking and cutting sessions** that require the extraction of large quantities of material. It comes with an M5 class prefilter, a class 13 HEPA particulate filter, and an activated carbon filter. The integrated wheels ensure easy movement, while the display monitors filter saturation levels, system errors, temperature, and RPM. Upon request, a cyclone model is available, ideal for the effective recovery of precious dust.

3-Axis Marking Machines

Advanced systems that allow the marking of complex parts through movement along three axes (X, Y, Z).

MPH XYZ

Engineered for marking metal, plastic, rubber, and complex components, with movement along three axes (X, Y, Z). It ensures top-tier performance, high-quality results, and versatility, even in continuous production. The included base support enhances stability and efficiency during operation.



Versatile

The X-Y-Z axis movement allows for precise marking on complex parts, regardless of shape or size.



Flexible

Its modular design makes it easy to expand the marking area, ideal for a wide range of production applications.



High Performance

Reliable, high-quality operation even during continuous production, minimizing machine downtime.

Configurations

Step Motor

with encoder control.

Mitsubishi Brushless Motor

with encoder control.

Technical data

Power sources available	30 W, 30 W MOPA, 50 W, 70 W, 100 W
Focal lenses available	100 mm, 160 mm, 210 mm
Marking area	60 × 60 mm, 110 × 110 mm, 145 × 145 mm (depending on lens)
Type of Z axis	With stepper motor Brushless Mitsubishi
Stroke of Z axis	X 600 mm – Y 400 mm – Z 400 mm
Max weight of workpiece	150 kg
Safety class	Class 1 (closed), Class 3R (open)
Cooling system	Forced air
Wave length	1064 nm
Power supply	230 V ±10% 50-60 Hz
Dimensions	W 956 mm – D 1178 mm – H 1815 mm (2419 mm with door open)
Weight	365 kg
Chuck setup	Yes

Accessories



Chucks

DIV 20

Precision self-centering chucks with a diameter of 80 mm.

DIV 32

Precision self-centering chucks with a diameter of 125 mm.

Custom

Custom chucks can be requested with hundredth resolution.

Vacuum Systems



TBH BF 100 R e filtri M5, HEPA 13, activated carbon (airflow 30/230 m³/h, diameter 50 mm)

Modular vacuum system, ideal for machinery dedicated to **marking and cutting operations with standard work cycles**. It is equipped with an M5 class prefilter for fine dust, a class 13 HEPA particulate filter, and an activated carbon filter. The integrated wheels ensure easy mobility, while the built-in display provides essential monitoring information. Upon request, a cyclone model is available, ideal for the effective recovery of precious dust.



TBH LN 230 e filtri M5, HEPA 13, activated carbon (airflow 50/250 m³/h, diameter 50 mm)

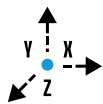
Modular vacuum system, ideal for **extended marking and cutting sessions** that require the extraction of large quantities of material. It comes with an M5 class prefilter, a class 13 HEPA particulate filter, and an activated carbon filter. The integrated wheels ensure easy movement, while the display monitors filter saturation levels, system errors, temperature, and RPM. Upon request, a cyclone model is available, ideal for the effective recovery of precious dust.

Simultaneous Load/Unload Marking Machines

High-productivity systems engineered to optimize processing times by allowing loading and unloading operations during downtime, ensuring continuous, uninterrupted workflows.

ROTARY LASER MARKING WORKSTATION

The ideal solution for large-scale and series production, designed to mark metal, plastic, and rubber components of similar shapes in continuous cycles. Standard with a base support, it provides increased stability and efficiency during operations.



Work Cycle Optimization

The two workstations ensure seamless loading and unloading of marked components, allowing for masked downtime.



Maximum Safety

The CE-certified inspection window and infrared safety barriers enable marking with the door closed, eliminating the need for protective gear and ensuring safe operation.



High Flow Capacity

The rotary table offers a capacity of 25 kg per station, with a maximum load of 50 kg.

Configurations

Manual Z-axis

Focus control adjusted by the operator via the keypad.

Automatic Z-axis

Focus control managed by the laser control software, ensuring greater precision.

Technical data

Power sources available	30 W, 30 W MOPA, 50 W, 70 W, 100 W
Focal lenses available	100 mm, 160 mm, 210 mm
Marking area	60 × 60 mm, 110 × 110 mm, 145 × 145 mm (depending on lens)
Type of Z axis	With stepper motor
Stroke of Z axis	Min 60 mm – max 610 mm
Max dimensions of workpiece	200 mm x 200 mm x 200 mm
Max weight of workpiece	25 kg
Rotary table diameter	490 mm
Safety class	Class 1 (closed), Class 3R (open)
Cooling system	Forced air
Wave length	1064 nm
Power supply	230 V ±10% 50-60 Hz
Dimensions	W 827 mm, D 963 mm, H 1843 mm (2443 mm with door open)
Weight	250 kg

Accessories

Vacuum Systems



TBH BF 100 R e filtri M5, HEPA 13, activated carbon (airflow 30/230 m³/h, diameter 50 mm)

Modular vacuum system, ideal for machinery dedicated to **marking and cutting operations with standard work cycles**. It is equipped with an M5 class prefilter for fine dust, a class 13 HEPA particulate filter, and an activated carbon filter. The integrated wheels ensure easy mobility, while the built-in display provides essential monitoring information. Upon request, a cyclone model is available, ideal for the effective recovery of precious dust.



TBH LN 230 e filtri M5, HEPA 13, activated carbon (airflow 50/250 m³/h, diameter 50 mm)

Modular vacuum system, ideal for **extended marking and cutting sessions** that require the extraction of large quantities of material. It comes with an M5 class prefilter, a class 13 HEPA particulate filter, and an activated carbon filter. The integrated wheels ensure easy movement, while the display monitors filter saturation levels, system errors, temperature, and RPM. Upon request, a cyclone model is available, ideal for the effective recovery of precious dust.

Special Machines

Fully customizable welding and marking machines, designed to meet the specific requirements of each client and optimize process efficiency, even in the most complex production environments. With a modular, highly adaptable design, our solutions can integrate robotic arms and mechanical systems, enabling automation of work cycles to maximize productivity.

orotig.com